

# Flyers 101 考試結構

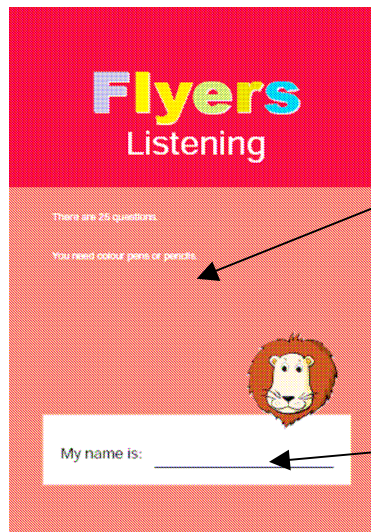
## Listening 聽力

	測驗技巧重點	測驗方式	作答方式	題數
Part 1	字彙及動詞片語的聽力辨認	單張圖片與一段對話	根據對話內容將人名連到圖片中的人物	5
Part 2	聆聽資訊	需填空的資料及對話	根據對話內容紀錄重要單字和數字	5
Part 3	聆聽單字	圖片組與段獨白	根據敘述從選項中找到適當的圖片把代號寫在對應的單字旁	5
Part 4	資訊的判定	對話與圖片組	三個圖片選項,根據對話內容勾選出正確的圖片	5
Part 5	詞彙與相對位置的聽力辨認	單張線稿圖與對話	根據對話的指示,將圖片著色、畫上物品或寫上單字	5



### 小叮嚀

正式考試時，每一科的第一張試卷左上角要寫考試中心號碼，右上角要寫自己的准考證號碼。



聽力部分：總共有 25 題，要記得帶鉛筆和色筆喔！

這裡的名字要寫跟准考證上一樣的羅馬拼音喔！

## Listening

### Part 1

Listen and draw a line: 連連看

1. **Helen** is playing the piano and sitting on the left.
2. **David** is lying on the towel
3. **Betty** is giving money to the tall man
4. **Richard** is singing
5. **Harry** is playing the guitar.

### Part 2

write a name or a number according to what is heard from CD:

填入聽到的專有名詞或數字

1. collecting insects
2. 15
3. Caterpillar
4. 159
5. 6 am / o'clock / in the morning

### Part 3

listen to the dialogue and choose the correct picture:

聽完對話後選擇適合的圖片

1. camel— G (the zoo)
2. bridge— A (museum)

3. pizza— F (cafe)
4. castle—E (post office)

5. cave—C (book shelf)

### Part 4

listen to the dialogue and choose the correct picture:

聽完對話後選擇適合的圖片

1. C (glass of milk and a sandwich)
2. C (scissors)
3. A (5:45 = before 6)
4. C (football)
5. A (doctor)


### Part 5

listen to the dialogue, colour and draw

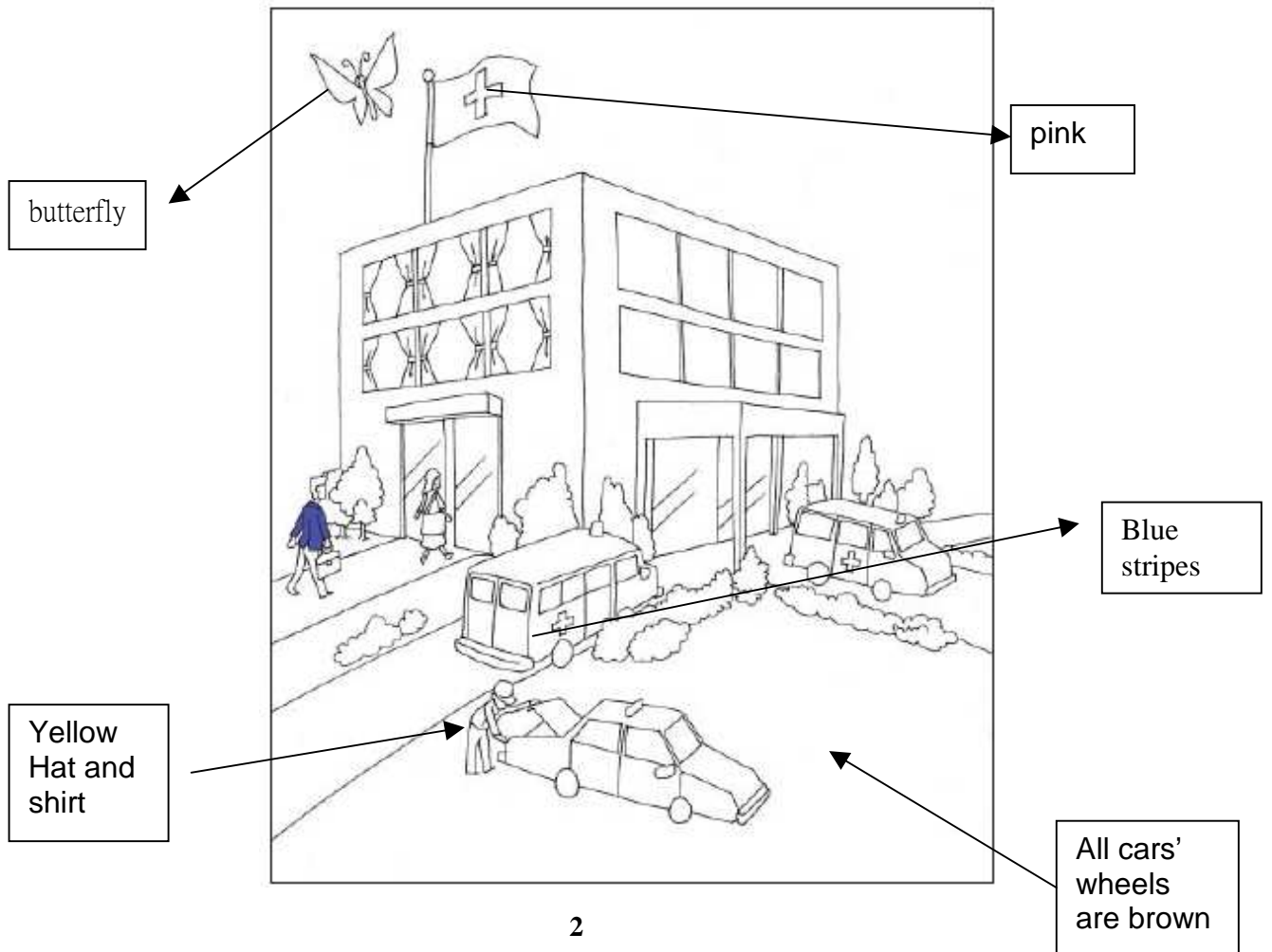
著上聽到的顏色以及圖案

- 1 The taxi driver's uniform (and the hat) should be coloured **yellow**
- 2 There should be draw **blue stripes** on the ambulance near the taxi.
- 3 There should be a **butterfly** in the sky near the flag
- 4 All the wheels must be coloured **brown**
- 5 The middle spot on the flag should be **pink**

Part 1 Picture with answers



6



## Tape Script

R=Reader  
F=Female  
M=Male  
Fch=Female child  
Mch=Male Child

Hello. This is the Practice Test of Cambridge Flyers Listening Test.

### Part 1 Listen and look.

There is one example.

Fch Which boy is William?

Mch He's the one on the right.

Fch The boy who's playing with an octopus?

Mch Yes. That's him. He likes strange animals.

R Can you see the line?

This is an example.

Now you listen and draw lines.

#### ONE

Fch Is Helen playing in the group?

Mch Yes she's sitting down.

Fch Which one? There are two.

Mch Oh. She's the shorter one.

Fch On the left?

Mch Yes.

#### TWO

Fch Look at David.

Mch Where?

Fch He's the one who's all alone.

Mch The boy with the orange T-shirt?

Fch No, David has a yellow shirt and is lying on a towel.

#### THREE

Mch Who's the girl in the blue shorts and pink top?

Fch The one who's singing?

Mch No. She has a red top and green jeans. I mean the one giving money to the man in the tall hat.

Fch That's Betty.

#### FOUR

Mch Who's the person with blond hair?

Fch The one near the umbrella?

Mch No, I mean the one who's singing,

Fch That's Richard.

#### FIVE

Mch Where's Harry?

Fch He's there, playing the guitar.

Mch He's good isn't he?

Fch Yes, but the music is too quiet! I can't hear him!

R Now listen to Part One again. That is the end of Part One.

Part 2. Listen and look. There is one example.

M Hello everybody. My name is Bill Smith, and today I am talking to a young lady who has a very interesting hobby.

Fch Hi everyone! My name's Sara, but I spell it different.

M How do you spell it?

Fch S-A-R-A.

R Can you see the answer?

Now you listen and write.

M Ok Sara, you look very young. How old are you?

Fch Actually, I'm 15.

M Really? Now you have an interesting hobby, would you like to tell us about it?

Fch I collect insects.

M Gosh. Do you collect all insects or just one sort?

Fch I collect all sorts like bees and butterflies but my favorites are caterpillars.

M How do you spell that?

Fch C-A-T-E-R-P-I-L-L-A-R

M And how many different kinds of insects do you have?

Fch I counted them all yesterday. I've got 159.

M Wow! That IS a lot. How do you collect them?

Fch I only collect them at the weekend because I have to get up very early to catch them. On Saturday I get up at 5 o'clock in the morning and on Sunday usually an hour later.

M Do you have to use any special equipment?

Fch I don't use special equipment but I do need to use a net.

M Great! Thanks a lot for your time Sara, maybe next time you can bring some insects to show us. Thanks for talking to me today.

R Now listen to the end of Part Two again.

**That is the end of Part Two.**

**Part 3.** Listen and look. There is one example.

**Where do Ben's postcards come from?**

- Mch Look, John. I've collected lots of postcards from different places. Would you like to see them?
- M Yes please Ben.
- Mch This is a picture of a shark. My dad bought it when he was on an island for a holiday. Isn't it scary? Look at its teeth!
- R Can you see the letter D?  
Now you listen and write a letter in each box.
- Mch This is a picture of a castle. When my mum and dad went to London they visited many castles. I think they bought this one at a post office.
- Mch This is a photo of a slice of pizza. You might think that is strange but Dad said in Italy pizza is really common. They got this one from a cafe in Italy that is famous for its pizza!
- Mch Can you see the cave? This is a picture of a famous New Zealand cave. And the things hanging from the ceiling are really cool aren't they? Mum said this one was free. They found it on a book shelf!
- Mch And this postcard is of the Sydney Harbor Bridge in Australia. Isn't it amazing? Of course they bought this in Sydney. I think they got it from the Sydney museum.
- Mch But my favorite postcard is this one. It's a picture of a camel standing in a desert. Mum said they bought this one at a zoo in Australia. Because there are many camels there!
- R **Now listen to Part Three again.**  
**That is the end of Part Three.**

**Part 4.** Listen and look. There is one example.

**Which tent did David sleep in?**

- F So David, which tent did you sleep in?
- Mch This one.
- M Oh! It's not very big is it?
- Mch No, mine is the smallest.
- M David, why is there a pair of shorts on the roof?
- Mch They aren't shorts, they're gloves. You left them there remember?

R **Can you see the tick?**  
**Now listen and tick the box.**

**ONE**

**What did David have for a snack?**

- Mch What's to eat dad?
- M Would you like some fruit?
- Mch What about pizza and biscuits?
- M No, that's bad for you. What about a glass of milk and a sandwich?
- Mch Oh, alright.

**TWO**

**What has David got to bring to school?**

- M Now don't forget to take your homework with you!
- Mch I took it back yesterday.
- M OK what about glue and scissors for your art class?
- Mch Well, my teacher said to bring scissors but I think we have enough glue.

**THREE**

**What time does David have to be home?**

- M Are you going to Betty's house after school?
- Mch Yeah. Can I stay for dinner? They eat at half past six.
- M No, you must be back before six.
- Mch Why?
- M I want you to eat dinner with your mother, she'll leave at seven.

**FOUR**

**What is David going to do after school?**

- M So, what are you going to watch TV at Betty's house?
- Mch Well, we'll probably play outside. It's too hot to be inside today.
- M Do you want to take your volleyball? You can play in the yard.
- Mch No, I'm playing football with Betty and some friends in the field next door.

**FIVE**

**What does David want to be when he**

**ILTEA Flyers 101 Answer Booklet**

**is older?**

- Mch I want to be a doctor when I finish school.  
Fch Why? Aren't you scared of blood?  
Mch No, I'm not. Anyway, I just want to help people. What about you?  
Fch Well, I'm good at fixing things so maybe I'll become a mechanic.  
Mch What about a dentist? You could fix people.  
Fch I think I'm better at fixing machines!

**R Now listen to Part Four again.  
That is the end of Part Four.**

**Part Five.** Listen and look at the picture.

**There is one example.**

- F Can you see the man in the picture?  
Mch The one with the suitcase?  
F Yes  
Mch I can see him.  
F Colour his coat purple.  
Mch Yes.  
R Can you see the man with the suitcase?  
Now you listen and colour and draw.

**One**

- F Find the man wearing a hat.  
Mch I can see him. Is he a taxi driver?  
F Yes, he is. Can you colour his uniform yellow?  
Mch His hat too?  
F Yes.

**Two**

- F There are two ambulances in the picture.  
Mch Yes, shall I colour one?  
F Well, draw some blue stripes on the closer one.  
Mch The one near the taxi?  
F Yes.

**Three**

- F Would you like to do some drawing?  
Mch Yes, please.  
F You can draw a butterfly.  
Mch Where can I put it?  
F In the sky.  
Mch Yes, it is near the flag.

**Four**

- F Would you like to do some more colouring?  
Mch Fantastic!  
F I'd like you to colour wheels.

Mch Wheels?

- F Yes, colour the wheels on the taxi. Make them brown.  
Mch What about the other wheels? Can I colour them too?  
F Yes. Colour them all brown.  
**Five**  
Mch What else can I colour?  
F Can you see the flag?  
Mch Yes.  
F Colour the middle spot.  
Mch What colour?  
F Pink.  
R **Now listen to part 5 again.**

**R That is the end of the Flyers  
Listening Test.**


## Reading and Writing 閱讀與寫作能力

	測驗技巧重點	測驗方式	作答方式	題數
Part 1	理解單字的定義	列出所有單字選項與定義敘述	選出符合定義敘述的單字寫在其後	10
Part 2	理解簡短的敘述	單張圖片配合五句敘述	若敘述與圖片相符寫下"yes" 若敘述與圖片不符寫下"no"	7
Part 3	辨別適當的用語	圖片與對話組	根據對話情境從選項中選出適當的用語	5
Part 4	短文填空 (名詞、形容詞或動詞)	小短文配以圖片提示	填空的單字皆有圖片予以提示並選出最適合文章的題目	6
Part 5	短文的理解並能回答開放式的問題	短文、圖片及題目	用單字或片語(最多不超過4個字)來回答問題	7
Part 6	短文填空 ( 文法 )	需填入字彙的短文與字彙組	從提供的字組中選入適當的單字填入空格	10
Part 7	短文填空	小短文	閱讀短文並填入適當單字 ( 沒有任何提示 )	5



### 小叮嚀

正式考試時，每一科的第一張試卷左上角要寫考試中心號碼，右上角要寫自己的准考證號碼。



聽力部分: 總共有 50 題, 必須在 40 分鐘內完成喔!

這裡的名字要寫跟准考證上面一樣的羅馬拼音喔!

## Reading and Writing

### PART 1

1. an office
2. a circus
3. gloves
4. a camel
5. a rucksack
6. a planet
7. an umbrella
8. a theatre
9. fog
10. a dentist

### PART 2

1. no
2. no
3. no
4. yes
5. no
6. yes
7. yes

### PART 3

1. c
2. a
3. c
4. b
5. b

### PART 4

paintbrushes / space / thought / chased / gave / the painting competition

### PART 5

1. Emma's
2. footprints
3. Where's my mother?
4. No
5. The bucket fell over
6. White
7. it is hurt / cut

### PART 6

1. in
2. keep
3. so
4. ever
5. does
6. live
7. for
8. because
9. have
10. the

### PART 7

1. in
2. your
3. be
4. and
5. the

## Speaking 口語能力

	內容	作答方式
Part 1	打招呼確認考生姓名及兩張相似圖，一張不展示給學生看，口試考官僅以口頭描述該張圖片	考生需根據考官的口頭描述與展示圖做比較，說出兩張圖裡 4 個不同的地方
Part 2	一組有空格的資料與一組完整的資料	考官將需要填上資訊的資料卡給考生，考生需與考官互相問答以便找出所有資料
Part 3	內容相關聯的圖組	將圖片案順序排列並看圖說故事
Part 4	開放式題目如個人的一些生活經驗	回答問題
Part 5	打招呼確認考生姓名及兩張相似圖，一張不展示給學生看，口試考官僅以口頭描述該張圖片	考生需根據考官的口頭描述與展示圖做比較，說出兩張圖裡 4 個不同的地方

### Speaking Script for parents & teacher

\*\*此為範例口試考題，不保證與口試當天的考題相同，請勿背誦範例作答\*\*

#### Interview script - 1

Practice Speaking Interview Script (for the parent) 口試示範問題	Backup Questions 備用問題	Sample Answers 示範回答
<p><i>Usher brings in the child. And introduces him or her. The examiner introduces himself or herself.</i></p> <p><b>Warm up question</b></p> <p><b>Examiner gets out two Find the differences cards and briefly shows them to the candidate.</b></p>	<p>This is <b>Barry</b>.</p> <p>Hello <b>Barry</b> my name is <b>Jill (Smith)</b></p> <p>How old are you?</p> <p>Look at these pictures. They look the same but some things are different. For example, in my picture the duck is in the tree, but in your picture the duck is on the boat. Ok?</p> <p>Right, now I am going to say some things about my picture and you tell me how your picture is different. Ok?</p> <p>In my picture the girl is giving the woman a fork.</p> <p>In my picture there is an ambulance in the street.</p> <p>In my picture the water is full of birds.</p> <p>In my picture the bikes are on the left.</p> <p>In my picture the kites are yellow and blue.</p>	<p>Are you 12?</p> <p>I'm 14 years old.</p> <p>What is the girl giving the women? Is there an ambulance in the street?</p> <p>In my picture the girl is giving the women chopsticks.</p> <p>What is in the water? Where are the bikes? What colour are the kites?</p> <p>In my picture there is a taxi in the street.</p> <p>In my picture the water is full of boats.</p> <p>In my picture the bikes are on the right.</p> <p>In my picture the kites are pink and black.</p>

Interview script – 2

Practice Speaking Interview Script (for the parent) 口試示範問題	Backup Questions 備用問題	Sample Answers 示範回答
<p><b>Examiner gets out the tell the story card.</b> Wait for about 10 seconds</p> <p>Pointing to the first picture</p>	<p>Now, <b>Barry</b>, look at these pictures. They show a story. Just look at them first.</p> <p>Here Jim and Katy are planning want to go to the beach but the house is very messy. Jim and Katy's Dad is saying that before they have fun they have to do some work.</p> <p>Now you tell the story.</p>	<p>Jim and Katy are unhappy. The living room is very messy.</p> <p>Katy has a good idea.</p> <p>Jim is throwing the rubbish out of the window. Katy is putting the rubbish under the rug and the sofa. Now the room looks clean and Dad is happy. So he says they can go to the beach. Katy and Jim have their beach clothes.</p>



Interview script – 3

Practice Speaking Interview Script (for the parent) 口試示範問題	Backup Questions 備用問題	Sample Answers 示範回答
<p><b>Examiner gets out information exchange cards and briefly shows both to the candidate.</b></p> <p><i>Pointing at the missing information on the examiner's sheet and the information on the candidate's.</i></p> <p>Any order is ok.</p>	<p>Now, <b>Barry</b>, look at these pictures. Both Mary and Peter both have a favorite toy but they are very different.</p> <p>Now I don't know anything about Mary's toy but you do. So I'm going to ask you some questions. OK?</p> <p>What is Peter's toy called? When did Peter get his toy? What kind of toy is it? Who gave it to him? What colour is it?</p> <p>Now you don't know anything about Peter's toy but I do. So you ask me some questions. Mr. Bear last year a teddy bear her auntie brown</p>	<p>If necessary to point to the where the answer is.</p> <p>(it is called) Dino (she got it) Two weeks ago (it is) a dinosaur Her a grandmother (gave it to her) (it is) purple and pink</p> <p>If necessary point to the question word.</p> <p>What is Mary's toy called? When did Mary get her toy? What kind of toy is it? Who gave it to her? What colour is it?</p>

Interview script – 4

Practice Speaking Interview Script (for the parent) 口試示範問題	Backup Questions 備用問題	Sample Answers 示範回答
<p><b>Examiner puts away all the cards.</b></p> <p><i>If necessary, repeat or indicate that they need to leave by pointing to the door.</i></p>	<p>Ok, <b>Barry</b>, now let's talk about what you do at school</p> <p>When do you start school?</p> <p>What is your favorite lesson?</p> <p>Tell me about your teacher.</p> <p>Thank you <b>Barry</b>. Good bye.</p>	<p>Do you start at 11 o'clock?</p> <p>Do you like Maths?</p> <p>Is he/she tall/short? Is he/she young/old? Does he/she wear glasses?</p> <p>I start at 9 o'clock.</p> <p>My favourite lesson is Chinese. / I like Chinese.</p> <p>My teacher is Ms Wang. She is short and young. She wears glasses and a dress.</p>

\*\*模擬試題本中所附之 Scene Card 和 Object Card 是為口試範例教學\*\*

**ILTEA**

International Learning, Teaching and Evaluation Agency

8F No85 Hankow Street, Section 1, Taipei, Taiwan, ROC

<http://www.cambridge.org.tw>

© 2005 by ILTEA