

## Movers 考試結構


### Listening 聽力

	測驗技巧重點	測驗方式	作答方式	題數
Part 1	字彙及動詞片語的聽力辨認	單張圖片與一段對話	根據對話內容將人名連到圖片中的人物	5
Part 2	聆聽資訊	需填空的資料及對話	根據對話內容紀錄重要單字和數字	5
Part 3	單字與動詞片語的聽力辨認 (過去式)	對話、插圖及一星期 七天的單字	將適當的日子與圖作配對	5
Part 4	資訊的判定	對話與圖片組	三個圖片選項,根據對話內容勾選出正確的圖片	5
Part 5	詞彙與相對位置的聽力辨認	單張線稿圖與對話	根據對話的指示,將圖片著色、畫上物品或寫上單字	5



#### 小叮嚀

正式考試時，每一科的第一張試卷左上角要寫考試中心號碼，右上角要寫自己的准考證號碼。



聽力部分：總共有 25 題，要記得帶鉛筆和色筆喔！

這裡的名字要寫跟准考證上一樣的羅馬拼音喔！

## Listening

### Part 1

**Listen and draw a line:** 連連看

- Fred** is eating pizza and sitting on a yellow towel.
- Jill** and her brother are playing a ball.
- Mary** is holding a cake.
- Peter**'s drinking on the blue towel.
- Daisy** is with the dolphin.

### Part 2

**write a name or a number according to what is heard from CD:**

填入聽到的專有名詞或數字

- 10
- (the) Country (School)
- 7/seven
- Sally White
- Tomato soup

### Part 3

**listen to the dialogue and choose the correct picture:**

聽完對話後選擇適合的圖片

- Tuesday
- Thursday
- Friday
- Wednesday
- Monday
- Saturday

### Part 4

**listen to the dialogue and choose the correct picture:**

聽完對話後選擇適合的圖片


- A
- B
- A
- B
- C

### Part 5


**listen to the dialogue, colour and draw**  
著上聽到的顏色以及圖案

- The leaves of the smaller tree near the waterfall are **purple**.
- One of the man's legs is **yellow**.
- The panda's arm is **pink**.
- The parrot with mouth open is **green**.
- Next to the shark is a **small fish**.

**ILTEA Movers 101 Answer Booklet**  
**Part 1 Picture with answers**



**Part 4 Picture with answers**



# Tape Script

**R Hello! This is the Practice Test of Cambridge Movers Listening Test.**

## Part 1

Look at Part One. Look at the picture. Listen and look. Here's one example.

F Can you find Jane for me?

M She's the girl in the water – there!

F Oh! Playing with a toy boat?

M Yes, she looks very happy.

R Can you see the line?

This is an example.

Now you listen and draw lines.

### One

F Who's the person eating pizza?

M Oh that's Fred.

F Oh right! He's sitting on a yellow towel.

M That's right, on the towel under the umbrella.

### Two

F There are two children playing together on the beach.

M Where? Oh yes it's Jill and her brother.

F What are they doing?

M They're both playing with a ball.

### Three

F Look at the old woman.

M That's Mary. She's taking the food out.

F Is that a cake she's holding?

M Yes!

### Four

F Who's the boy on the blue towel?

M That's Peter. He's got a drink.

F Wow! It looks cold!

### Five

F And who's the girl with the dolphin?

M That's Daisy, she loves animals.

F She needs to be careful.

M Yes the water can be dangerous.

R Now listen to Part One again.

That is the end of Part One.

## Part 2

Part Two. Listen and look.

Here is one example.

F Hello Paul, can I ask you some questions?

Mch Sure.

F Ok. First then. Can you tell me where you live?

Mch I live on Green Road

F Green Road. G-R-E-E-N. Thank you.

R Can you see the answer?

Now you listen and write.

### One

M Right, Paul, how old are you?

Mch I'm 9. No, sorry, 10.

M Ok, 10. No mistake about that?

Mch No. My birthday is today!

### Two

M Now, Paul, where do you go to school?

Mch It's called the Country School

M How do you spell country?

Mch C-O-U-N-T-R-Y

M Thank you.

### Three

M So, Paul, how many teachers do you have?

Mch I think I've got seven

M Seven! Wow that's a lot!

### Four

M Ok. Who is your favourite teacher?

Mch My favourite teacher?

M Yes, who do you like the most?

Mch Oh! Sally White is the best

M Sally. How do you spell that?

Mch S-A-L-L-Y

M Great!

### Five

M Ok, Paul. Last question. What do you often eat for lunch?

Mch Well I often eat soup.

M Really what kind of soup?

Mch Tomato soup.

M. Thanks a lot!

R Now listen to Part Two again.

That is the end of Part Two.

## Part 3

Part Three. Look at the pictures. What did John do last week? Listen and look. Here is one example.

F Hello John! How are you?

Mch Ok, thanks.

## ILTEA Movers 101 Answer Booklet

- F Great! Ok. Tell me what you did last week, what was the best thing you did?
- Mch Well, the best day was Thursday because my mum and I went fishing.
- F But wasn't it very cold?
- Mch No, it was ok.
- R Can you see the word Thursday? On Thursday Fred went fishing. Now you listen and write the days.**

### One

- F Did you go fishing again on the weekend?
- Mch No. I went swimming on Saturday.
- F Did you go to a beach?
- Mch No, we swam in a pool.

### Two

- F And what did you do at school last week?
- Mch Well, on Monday, we did painting.
- F Oh, what did you paint?
- Mch Just some animals.

### Three

- Mch Tuesday was a better day.
- F Why?
- Mch We didn't go to school. So I played with my friends.
- F Really? What did you play?
- Mch We played at a playground outside because it was sunny.

### Four

- F Did you get much homework last week?
- Mch Not really, but on Wednesday we did a lot.
- F Did you do finish your homework?
- Mch Yes, but I had to do at home after school.

### Five

- F What about Friday? What happened then?
- Mch In the afternoon, my class learned how to play baseball.
- F Baseball! Did you enjoy it?
- Mch No, I can't hit the ball!

- R Now listen to Part Three again.  
That is the end of Part Three.

## Part 4

Part Four. Look at the pictures. Listen and look. Here is one example.

**Which is Jack's house?**

- Fch Hi Jack! What a cool picture of your house!
- Mch Well, it's an apartment, not a house.
- Fch So, What floor is your apartment on?
- Mch It's on the second floor and it has a balcony.
- Fch A balcony?
- Mch Yeah. There's some flowers on it.

## R

**Can you see the tick?**

**Now you listen and tick the box.**

### One

**Which is the policeman?**

- Fch So what did you do yesterday then?
- Mch Well, we met a policeman.
- Fch Wow! What was he like?
- Mch Actually, he was short with glasses.
- Fch Was he old?
- Mch I don't think so, he had lots of blonde hair and a moustache.
- Fch And a beard?
- Mch NO!

### Two

**Which animal does Alex like the most?**

- Fch And then what did you do?
- Mch Alex and I went to the zoo.
- Fch Great! I love the lions and kangaroos!
- Mch So do I, but Alex doesn't.
- Fch Oh. So what animals did he like?
- Mch He really liked the pandas.

### Three

**What did Alex have for lunch?**

- Fch And did you eat?
- Mch Of course! Both of us had pizza!
- Fch I love ice cream, did you have any?
- Mch No, I didn't.
- Fch And Alex?
- Mch I think he had ice cream.

### Four

**How did they get home?**

- Fch What about after the Zoo?
- Mch Then we went home.
- Fch How did you do that?
- Mch Well, I wanted to take a bus, but it was raining.
- Fch So what did you do ?
- Mch Alex wanted to travel by train, but we took a taxi.

### Five

**Who watched TV?**

- Fch What a busy day!

## ILTEA Movers 101 Answer Booklet

Mch Yeah

Fch Did Alex come home with you?

Mch No he went back to his house. There was just me, mum and dad.

Fch And what did you do?

Mch We watched TV.

R Now listen to Part Four again.

That is the end of Part Four.

### Part 5

Part Five. Look at the picture. Listen and look.

Here is one example.

F Hello John. Would you like to help me with this picture?

Mch Yes please.

F OK. First look at the bottle.

Mch Yes. Can I colour it?

F Yes. Colour the bottle red.

R Can you see the red bottle?

This is an example. Now you listen and colour and draw.

#### One

Mch Ok. What now?

F Can you see the tree?

Mch Yes, there are three trees in the picture.

F Yes, but look at the smaller one near the waterfall. It has some leaves on it.

Mch Oh yes, next to the waterfall. Right, shall I colour the leaves?

F Yes, please colour them purple.

#### Two

F Now, there's a man sitting on a towel.

Mch Yes, I can see him.

F Can you see his legs?

Mch Yes, can I colour them?

F Well, only one. Make it yellow.

#### Three

Mch Look at the panda!

F Yes, can the man see it?

Mch No, the man's not looking at it.

F Good, can you please make the panda's arm pink?

Mch OK.

#### Four

F Now – the parrots.

Mch There are two parrots, which one?

F The one with its mouth open. Make it

green.

Mch OK – the parrot with its mouth open.

#### Five

F Now you can do some drawing. Look at the shark, he's all alone.

Mch OK. Shall we give the shark a friend?

F Yes, draw a small fish under the shark.

Mch Yes, he looks lonely. I'm putting a fish under the shark.

R Now listen to Part Five again.

That is the end of the Movers Listening Test.

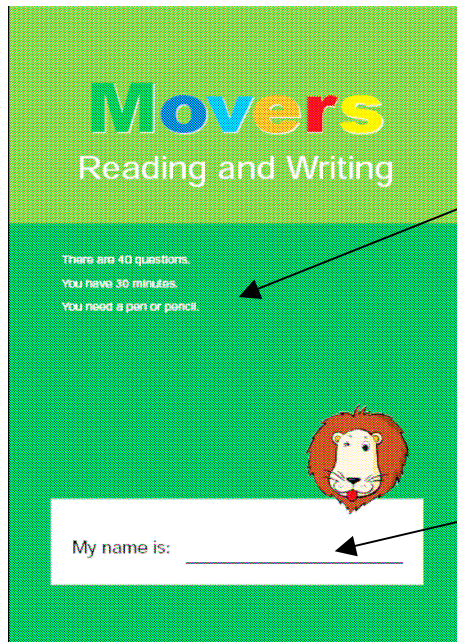
**Reading and Writing 閱讀與寫作能力**

	測驗技巧重點	測驗方式	作答方式	題數
Part 1	理解單字的定義	列有單字的圖片與定義敘述	將符合定義敘述的單字寫在其後	6
Part 2	理解簡短的敘述	單張圖片配合五句敘述	若敘述與圖片相符寫下"yes" 若敘述與圖片不符寫下"no"	6
Part 3	辨別適當的用語	圖片與對話組	根據對話情境從選項中選出適當的用語	6
Part 4	短文填空 (名詞或動詞)	小短文配以圖片提示	填空的單字皆有圖片予以提示並選出最適合文章的題目	7
Part 5	短文的理解並能回答開放式的問題	短文、圖片及題目	用單字或片語(最多不超過3個字)來回答問題	10
Part 6	短文填空 (文法)	需填入字彙的短文與字彙組	從提供的字組中選入適當的單字填入空格	5



**小叮嚀**

正式考試時，每一科的第一張試卷左上角要寫考試中心號碼，右上角要寫自己的准考證號碼。



聽力部分：總共有 40 題，必須在 30 分鐘內完成喔！

這裡的名字要寫跟准考證上面一樣的羅馬拼音喔！

**Reading and Writing**

**Part 1**

1. a café
2. a toothbrush
3. a neck
4. a video
5. a beard
6. a playground

**Part 2**

1. no 2. yes 3. yes 4. no 5. yes 6. yes

**Part 3**

1. C 2. B 3. A 4. C 5. A 6. B

**Part 4**

1. pasta            2. drank
3. catch
4. climb

5. leg

6. ice-cream

7. A family picnic

**Part 5**

1. fat and round
2. sunny
3. the park
4. orange juice
5. chased the birds
6. no
7. in the pond
8. no
9. Sally's mum
10. a frog

**Part 6**

1. a 2. eat 3. for 4. make 5. in

## Speaking 口語能力

	內容	作答方式
Part 1	打招呼確認考生姓名及兩張相似圖	說出兩張圖裡 4 個不同的地方
Part 2	內容相關聯的圖組	將圖片案順序排列並看圖說故事
Part 3	根據情境圖提問	以單字或簡答方式回答
Part 4	圖片組	從圖組中找出不同類的一張圖並解釋原因
Part 5	開放式題目如個人的一些生活經驗	回答問題

### Speaking Script for parents & teacher

\*\*此為範例口試考題，不保證與口試當天的考題相同，請勿背頌範例作答\*\*

Practice Speaking Interview Script (for the parent) 口試示範問題	Backup Questions 備用問題	Sample Answers 示範回答
<p><i>Usher brings in the child. (考生帶進教室)</i> Usher(引導員): Interviewer(口試官):</p> <p><i>Get out differences card (口試官拿出辨識圖卡一)</i></p> <p><i>Put away the differences card One (收起辨識圖卡一)</i></p> <p><i>Get out the story card (拿出故事卡片)</i></p>	<p><i>This is [name] Hello [name]. I'm [name].</i></p> <p><i>Look at this picture. They look the same but they are different. In my picture there are two ducks, but in your picture there in only one. What other differences can you see?</i></p> <p><i>Thank you [name]. Good.</i></p> <p><i>[first, point to the crocodile] Now, [name] here is a story. [Wait for the child to look at the pictures]</i></p> <p><i>[Point at the first picture, and point to John and Kim in turn] John and Kim are walking home from school. They see an old house and want to have a look.</i></p>	<p><i>[total of four other differences] Here there is a crocodile on the boat, but here there isn't</i></p> <p><i>Here the hat is on the man's head, but in my picture the cat is on the box.</i></p> <p><i>Here there is one hole in the boat, but here there are two.</i></p> <p><i>In your picture the sun is behind the cloud but here the sun is in front of the cloud.</i></p> <p><i>[Any answer will do] John and Kim are looking at the house. Kim is looking in the window. The window is broken. John is looking in the door. The door is open.</i></p>

**ILTEA Movers 101 Answer Booklet**

<p><i>Put away the story card and get out the find the differences card. (移開故事卡, 拿出辨識圖卡二)</i></p>	<p><i>[Pointing at the other pictures in order] Now you tell the story.</i></p> <p><i>Now, [name], look at these pictures. Look at the first one.</i></p> <p><i>A lemon, a pineapple and an orange are fruit. You eat them. You don't eat a book, you read it.</i></p> <p><i>Now you tell me which one is different [point to the next group when the child is finished]</i></p> <p><i>Now, [name], how many people are there in your family?</i></p> <p><i>What does your mother do?</i></p> <p><i>When do you start school?</i></p> <p><i>What do you like to do at school?</i></p>	<p><i>[Second picture] Where are they? What are they doing?</i></p> <p><i>[Third picture] What can they see? Are they happy?</i></p> <p><i>[Fourth picture] Where are they now? What is John doing?</i></p> <p><i>Which is different? Why?</i></p> <p><i>Are there 2 people? Is she a teacher? Do you start school at 10 o'clock? Do you paint pictures at school?</i></p>	<p><i>Next, they look inside the house. They open a door and they see 2 green eyes looking at them!</i></p> <p><i>They are scared. So they run away. The run out of the house. They are running very quickly.</i></p> <p><i>[Any logical difference is ok] An elephant, a fish and a dog are animals.</i></p> <p><i>Doing homework, playing with blocks, and playing with a train are inside. The beach is outside.</i></p> <p><i>Putting something in the oven, making food and making a sandwich are all about food.</i></p> <p><i>There are four people.</i></p> <p><i>She's a nurse.</i></p> <p><i>I paint at school</i></p> <p><i>I like to play basketball at school</i></p>
---	---	--	--

**\*\*模擬試題本中所附之 Scene Card 和 Object Card 是為口試範例教學\*\***



## **ILTEA**

International Learning, Teaching and Evaluation Agency

8F No 85 Hankow Street, Section 1, Taipei, Taiwan, ROC

<http://www.cambridge.org.tw>

© 2005 by ILTEA

All rights reserved. No part of this book may be reproduced, in any form or by any means, without permission in writing from ILTEA.

Printed in Taiwan