

Starters 考試結構


Listening 聽力

	測驗技巧重點	測驗方式	作答方式	題數
Part 1	字彙及介係詞的聽力辨認	單張圖片與一段對話	根據對話內容將所物品連到圖片中所指定之位置	5
Part 2	單字拼法與數字的聽力辨認	對話與相呼應的插圖	將所聽到的數字及名字寫下	5
Part 3	資訊的判定 (現在式)	對話與圖片組	三個圖片選項,根據對話內容選出正確的圖片	5
Part 4	詞彙與相對位置的聽力辨認	單張線稿圖與對話	根據對話的指示找出物品的正確位置塗上指定的顏色	5



小叮嚀

正式考試時,每一科的第一張試卷左上角要寫考試中心號碼,右上角要寫自己的准考證號碼。



聽力部分: 總共有 20 題, 要記得帶鉛筆和色筆喔!

這裡的名字要寫跟准考證上一樣的羅馬拼音喔!

Listening

Part 1

put a line to show:

連連看

- The potato is next to the rock
- The rice is in the giraffe's mouth
- The lemon is between the mouse and the frog
- The French fries are under the tree
- The onion is in the river near the giraffe

Part 2

write a name or a number according to what is heard from CD:

填入聽到的專有名詞或數字

- 5 / five
- Love
- Sam

- 4 / four
- 7 / seven

Part 3

listen to the dialogue and choose the right answer.

聽完對話後在適當的選項打勾

- 1.A 2.B 3.BA 4.C 5.A

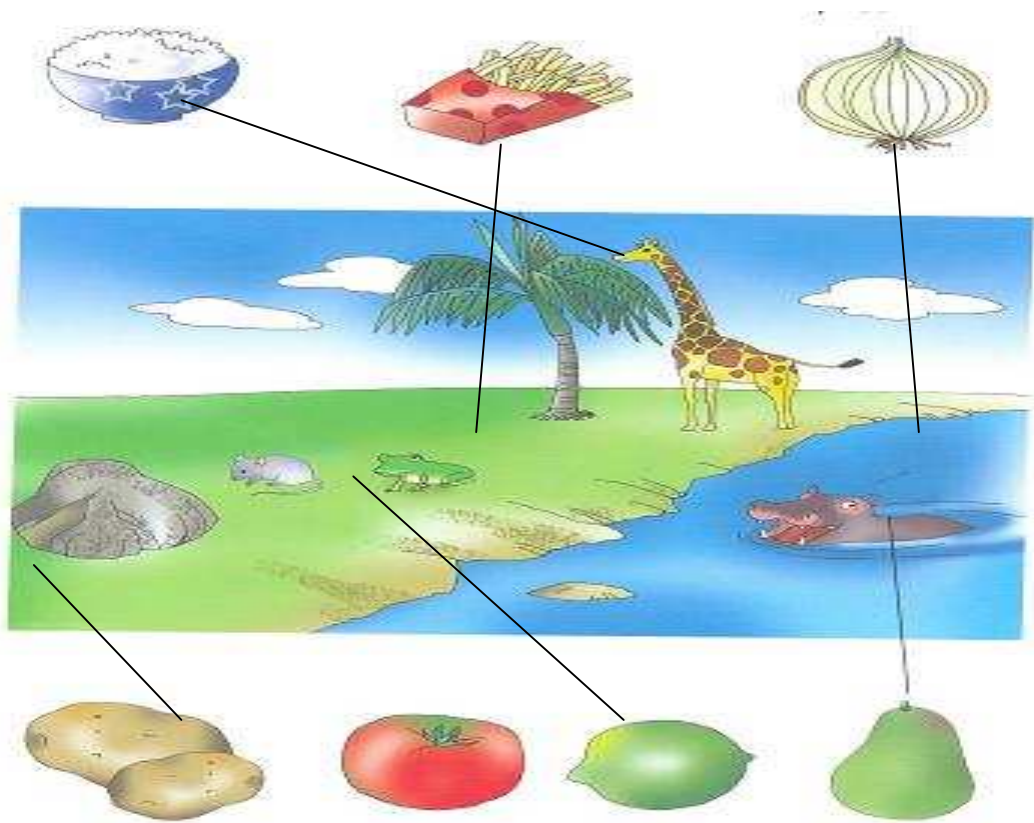
Part 4

listen to the dialogue, colour and draw
著上聽到的顏色以及圖案

- The snake on the TV is brown
- The snake on the armchair is green
- The snake on the lamp is yellow
- The snake on the table is pink
- The snake next to the window is orange

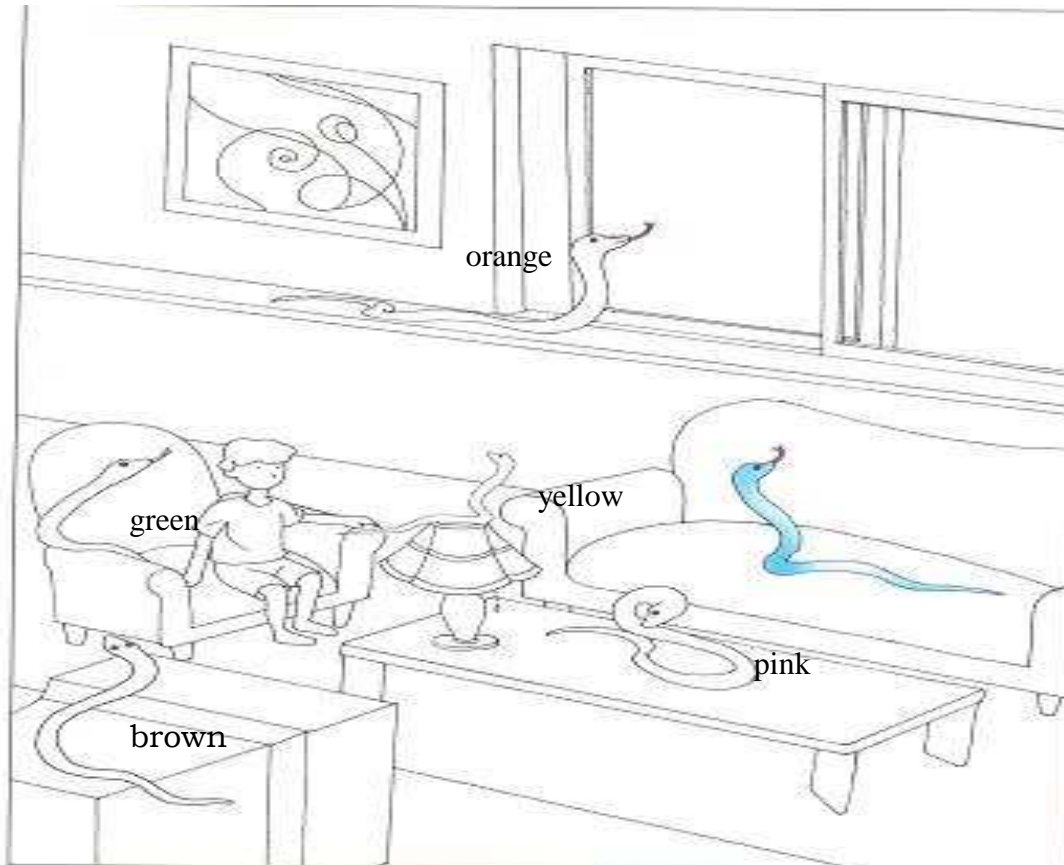
ILTEA Starters 102 Answer Booklet

Part 1 picture with answers



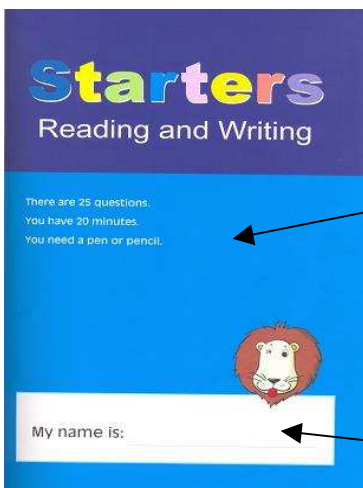
7

Part 4 picture with answers



Reading and Writing 閱讀與寫作能力

	測驗技巧重點	測驗方式	作答方式	題數
Part 1	字彙的閱讀辨認	圖片配合文字敘述	敘述內容與圖片相符 打“√”，不符則打“x”	5
Part 2	閱讀並辨識單字、數字、地點和文法	單張圖片配合五句敘述	若敘述與圖片相符寫下“yes” 若敘述與圖片不符寫下“no”	5
Part 3	字彙的拼寫	圖片與字母組	單字重組，將被打散的字母組 拼出圖片所示之單字	5
Part 4	閱讀與字彙拼寫	小短文配以圖片提示	短文填空- 填空的單字皆有 圖片予以提示	5
Part 5	閱讀與問題的辨認	根據三張圖片所呈現的 故事內容回答五個問題	用一個單字回答問題	5



閱讀寫作部分：
總共有 25 題，必須在 20
分鐘內完成喔！

這裡的名字要寫跟准考
證上一樣的英文羅馬拼
音喔！



小叮嚀

正式考試時，每一科的第一張試卷左上
角要寫考試中心號碼，右上角要寫
自己的准考證號碼。

Reading and writing

Part 1

1. √ 2. √ 3. √ 4. X 5. X

Part 2

1. no 2. no 3. no 4. yes 5. yes

Part 3

- 1 armchair
- 2 tomato
- 3 icecream
- 4 horse
- 5 milk

Part 4

meat, water, people, ears, nose

Part 5

- monkeys
- banana
- camera
- teacher
- drinking

Speaking 口語能力

	內容	作答方式
Part 1	打招呼及確認考生姓名 根據單張情境圖裡的內容提問	依照指示在圖上指出正確位置
Part 2	單張情境圖與 8 小張物體卡 依照指示將物品放置正確位置	依照指示將物體卡放置在情境圖中
Part 3	根據情境圖提問	以單字或簡答方式回答
Part 4	根據物體卡提問	以單字或簡答方式回答
Part 5	根據日常生活主題提問 例如年齡、姓名、家庭、學校、喜惡等	以單字或簡答方式回答

Speaking Script for parents & teachers

此為範例口試考題，不保證與口試當時的考題相同，請勿背誦範例作答

Practice Speaking Interview Script (for the parent) 口試示範問題	Backup questions 備用問題	Sample answers 示範回答
<p><i>Child brought in and introduced.</i> (考生被帶進教室並介紹給口試官)</p> <p><i>Get out the scene card.</i>(拿出情境卡)</p>	<p><i>This is {name}.</i> <i>Hello {name}, my name is Alex.</i></p>	
<p><i>Now, {name} look at this. It is a cloudy day and it is very cold.</i></p> <p><i>{name}, where are the flowers?</i> <i>{name}, where is the tiger?</i></p>	<p><i>Are they here?</i> <i>Is this the tiger?</i></p>	<p><i>(points with finger) / Here</i></p>
<p><i>Get out the object cards</i> (拿出物品卡)</p> <p><i>Now, {name}, look at these.</i> <i>Which one is the helicopter?</i> <i>Now, I'm putting the helicopter in front of the tiger.</i> <i>Now you put the helicopter on the house.</i></p>	<p><i>Is this the helicopter?</i> <i>Is this the house?</i></p>	<p><i>(points at it) / Here / This one.</i> <i>puts the card in the right place.</i></p>
<p><i>Which one is the table?</i> <i>Put the table between the river and the horse.</i> <i>Which one is the boat?</i> <i>Put the boat under the tree.</i></p>	<p><i>Is this the table?</i> <i>Is this the horse?</i> <i>Is this the boat?</i> <i>Is this tree?</i></p>	<p><i>(points at it) / Here / This one.</i> <i>puts the card in the right place</i></p>

ILTEA Starters 102 Answer Booklet

Practice Speaking Interview Script (for the parent) 口試示範問題	Backup questions 備用問題	Sample answers 示範回答
Put away the object cards.(收起物品卡)	Now, {name}, what's this? How many balls are there? What colour are they? What are the girls doing?	Is it a ball? Are there six balls? (there are) 6 (balls) Are they brown? (they are) green and blue Are they eating? (they are) eating.
Put away the scene card.(收起情境卡)		
Get out three object cards: watermelon, jeans, basketball. Put each one on the table one at a time. (拿出物品卡:西瓜, 牛仔褲, 籃球。一次分別放一張在桌上)	Now, {name}. What's this? Do you like watermelon? What is your favourite food? {name}. What's this? Are you wearing jeans today? Are these / your jeans old or new?	Is it a watermelon? A watermelon. Do you like ice-cream? (I like) ice-cream Is it a pair of jeans? Jeans / trousers / pants Yes / No (they are) old
Put away the object cards.(收起物品卡)	{name}. What's this? Do you play basketball? What sports do you like?	Is it a basketball? Basketabl Yes/No Do you like tennis? (I like) tennis.
	Now, {name}, lets talk about your home. {name}, where do you live? Who do you live with? How many rooms are there in your house? Ok, thank you {name}. Good bye.	Do you live in Taipei? I live in Taipei. (I live with my) Mum, dad and my brother. Do you live with your mum? There are five rooms? Are there three rooms?

模擬試題本中所附之 Scene Card 和 Object Card 是為口試範例教具