

Starters 考試結構

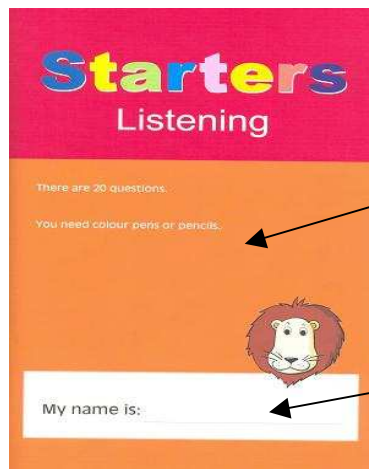
Listening 聽力

	測驗技巧重點	測驗方式	作答方式	題數
Part 1	字彙及介係詞的聽力辨認	單張圖片與一段對話	根據對話內容將所物品連到圖片中所指定之位置	5
Part 2	單字拼法與數字的聽力辨認	對話與相呼應的插圖	將所聽到的數字及名字寫下	5
Part 3	資訊的判定 (現在式)	對話與圖片組	三個圖片選項,根據對話內容選出正確的圖片	5
Part 4	詞彙與相對位置的聽力辨認	單張線稿圖與對話	根據對話的指示找出物品的正確位置塗上指定的顏色	5



小叮嚀

正式考試時,每一科的第一張試卷左上角要寫考試中心號碼,右上角要寫自己的准考證號碼。



聽力部分: 總共有 20 題, 要記得帶鉛筆和色筆喔!

這裡的名字要寫跟准考證上一樣的羅馬拼音喔!

Listening

Part 1

put a line to show:

連連看

1. the pineapple in the crocodile's mouth.
2. the bread on the cow's head.
3. the egg between the sheep and the tree.
4. the cake in front of the fish.
5. the chicken on the monkey's tail.

Part 2

write a name or a number according to what is heard from CD:

填入聽到的專有名詞或數字

1. Pat Brown's house
2. 2 / two
3. Tom

4. Nick
5. 9 / nine

Part 3

listen to the dialogue and choose the right answer.

聽完對話後在適當的選項打勾

- 1.B 2.A 3.B 4.C 5.C

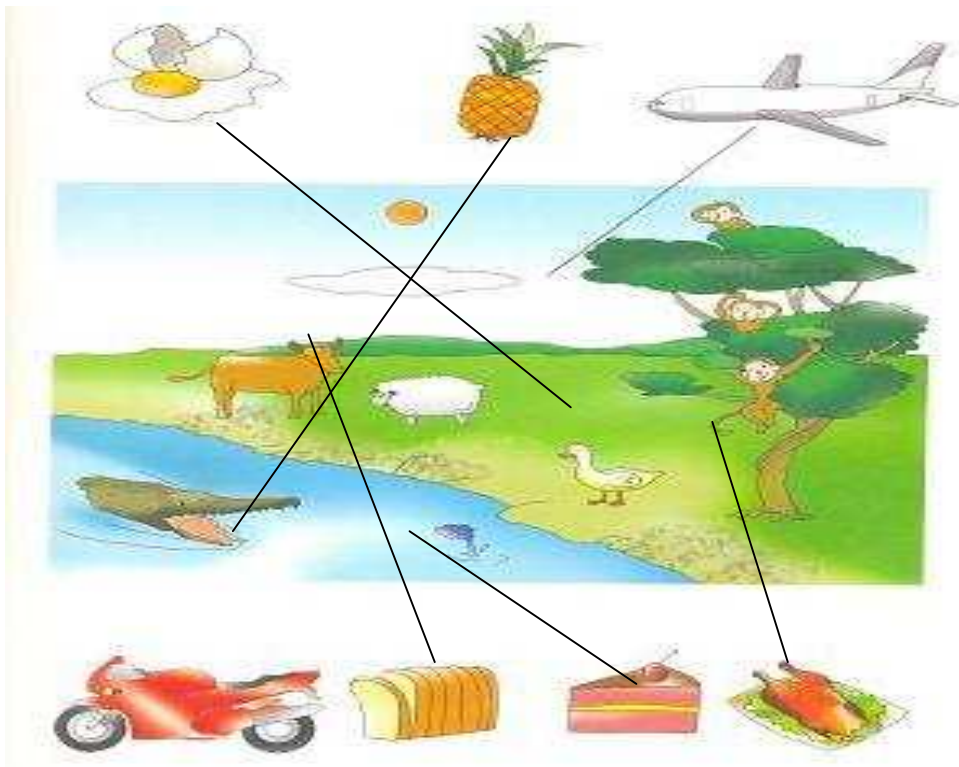
Part 4

listen to the dialogue, colour and draw
著上聽到的顏色以及圖案


1. The spider on the picture is yellow.
2. The spider on the floor is purple.
3. The spider on the lamp is pink.
4. The spider on the mat is green.
5. The spider on the sofa is brown.

ILTEA Starters 103 Answer Booklet

Part 1 picture with answers



Part 4 picture with answers



Tapescript

R = Reader
F = Female
M = Male
Fch = Female child
Mch = Male child

R Hello. This is the University of Cambridge Starters Listening Test.

Part 1

Look at Part One. Now look at the picture.

Listen and look. There is one example.

F Put the plane between the cloud and the tree.

Fch Excuse me?

F Put the plane between the cloud and the tree.

Fch Oh. Right.

R Can you see the line? This is an example.

Now you listen and draw lines.

One

F Put the pineapple in the crocodile's mouth.

Fch Put it where?

F In the mouth. The pineapple.

Fch Ok.

R Two

F Now, put the bread on the cow's head.

Fch Sorry?

F Put the bread on the cow's head.

R Three

F Can you see the sheep?

Fch Yes.

F Well, put the egg between the sheep and the tree.

Fch The egg?

F Yes.

R Four

F Put the cake in front of the fish.

Fch In front of the fish?

F Yes.

Fch Ok. The cake in front of the fish.

R Five

F And now, put the chicken on the monkey's tail.

Fch Sorry?

F Put the chicken on the monkey's tail.

Fch Ok, on the tail.

R Now listen to Part One again.

That is the end of Part One.

Part 2

Part Two. Look at the pictures.

Listen and look. There is one example.

F Hello John. Is that your robot?

Mch Yes it is.

F What's it called?

Mch It's called Robbie.

F R-O-B-B-I-E?

Mch Yes.

F And how old is Robbie?

Mch He's three.

F Three years old?

Mch Yes.

R Can you see the answers? Now you listen and write a name or a number.

One

F Where do you play after school John?

Mch I play at Pat Brown's house.

F Is that B-R-O-W-N?

Mch Yes. Pat's my best friend!

R Two

F When do you play at Pat's house?

Mch Monday and Wednesday.

F Two days?

Mch Yes.

R Three

F Do you have another friend at school?

Mch Yes.

F Is it a boy or a girl?

Mch A boy. His name's Tom.

F T-O-M?

Mch That's right.

R Four

F Do you sit next to Tom at school?

Mch No. I sit next to Nick.

F Is that N-I-C-K?

Mch Yes.

R Five

F So, how many children are there in your class?

Mch Not many. Only nine.

F That is a small class!

R Now listen to Part Two again.

That is the end of Part Two.

Part 3

Part Three. Look at the pictures.

Listen and look. There is one example.

What is Sam's favourite toy?

Fch Is that helicopter Sam's?

Mch No, it is mine. He doesn't like helicopters.

Fch Oh. So, is his favourite toy the boat?

Mch No his best toy is the kite. He loves kites.

One. Which painting is Ann's?

Mch Did you do the green painting Ann?

Fch No, that is Pat's. My sister.

Mch What about the purple and blue painting?

Fch Yes, that's mine. The yellow and red painting is my brother's.

R Two. What is Bill doing today?

Fch Bill, it's a really nice day today. Let's go swimming!

Mch But I'm a reading my favourite book!

Fch Come on!

Mch But I don't like swimming. Let's go fishing.

Fch Ok. You fish and I'll swim.

R Three. What can May do?

Mch Can you play football May?

Fch No I can't.

Mch Can you play a guitar?

Fch No I can't, but I can fly a kite!

R Four. Which one is Nick's family?

Fch Is this picture your family Nick?

Mch No, I only have one sister. Not two.

Fch What about this one? Is this your family?

Mch No, my parents are young.

R Five. What does Ben have in his house?

Fch Wow! Ben lives in a big house!

Mch Yes, he has three TVs!

Fch And he has a TV in his bedroom!

ILTEA Starters 103 Answer Booklet

Mch Right! So that's four televisions!

Fch And he has two radios too!

Mch No he doesn't. He has one.

**R Now listen to Part Three again.
That is the end of Part Three.**

Part 4

Part Four. Look at the pictures. Listen and look.

There is one example.

M Can you see the girl playing the piano?

Fch Yes.

M Well, colour that spider orange.

Fch Sorry?

M The spider on the piano. Make it orange.

R Can you see the orange spider on the piano?

This is an example.

Now you listen and colour.

One

M Find the spider on the picture.

Fch Excuse me?

M The spider on the picture. Colour it yellow.

Fch Yellow?

M Yes.

R Two

M Can you see the boy watching TV?

Fch Yes.

M Colour the spider next to him. On the floor.

Fch Pardon?

M Colour the spider on the floor. Make it purple.

Fch Ok.

R Three

M Look at the spider on the lamp.

Fch Can I colour it?

M Yes. Make it pink.

Fch OK. The spider on the lamp, colour it pink.

R Four

M Now find the mat.

Fch Yes?

M There is a spider on it. Make it green.

Fch Green?

M Yes, the spider on the mat.

R Five

F Can you see the sofa?

Mch It's got a spider on it!

F Yes. Colour it brown.


Mch Ok. A brown spider on the sofa.

R Now listen to Part Four again.

That is the end of the Starters Listening Test

Reading and Writing 閱讀與寫作能力

	測驗技巧重點	測驗方式	作答方式	題數
Part 1	字彙的閱讀辨認	圖片配合文字敘述	敘述內容與圖片相符 打“√”，不符則打“x”	5
Part 2	閱讀並辨識單字、數字、地點和文法	單張圖片配合五句敘述	若敘述與圖片相符寫下“yes” 若敘述與圖片不符寫下“no”	5
Part 3	字彙的拼寫	圖片與字母組	單字重組，將被打散的字母組 拼出圖片所示之單字	5
Part 4	閱讀與字彙拼寫	小短文配以圖片提示	短文填空- 填空的單字皆有 圖片予以提示	5
Part 5	閱讀與問題的辨認	根據三張圖片所呈現的 故事內容回答五個問題	用一個單字回答問題	5



閱讀寫作部分：
總共有 25 題，必須在 20
分鐘內完成喔！

這裡的名字要寫跟准考
證上一樣的英文羅馬拼
音喔！



小叮嚀

正式考試時，每一科的第一張試卷左
上角要寫考試中心號碼，右上角要寫
自己的准考證號碼。

Reading and writing

Part 1

1.X 2.√ 3.X 4.X 5.√

Part 2

1.yes 2.no 3.yes 4.yes 5.no

Part3

- 1 garden
- 2 bread
- 3 street
- 4 banana
- 5 lizard

Part 4

one, music, sit, read, fingers

Part 5

ball
sitting / crying
sad
guitar
happy

Speaking 口語能力

	內容	作答方式
Part 1	打招呼及確認考生姓名 根據單張情境圖裡的內容提問	依照指示在圖上指出正確位置
Part 2	單張情境圖與 8 小張物體卡 依照指示將物品放置正確位置	依照指示將物體卡放置在情境圖中
Part 3	根據情境圖提問	以單字或簡答方式回答
Part 4	根據物體卡提問	以單字或簡答方式回答
Part 5	根據日常生活主題提問 例如年齡、姓名、家庭、學校、喜惡等	以單字或簡答方式回答

Speaking Script for parents & teachers

此為範例口試考題，不保證與口試當時的考題相同，請勿背誦範例作答

Practice Speaking Interview Script (for the parent) 口試示範問題	Backup questions 備用問題	Sample answers 示範回答
<p><i>Child brought in and introduced.</i> (考生被帶進教室並介紹給口試官)</p> <p><i>Get out the scene card.</i> (拿出情境卡)</p> <p><i>Get out the picture cards</i> (拿出物品卡)</p>	<p><i>Are these the horses?</i></p> <p><i>Is this the cat?</i></p> <p><i>Is this the box?</i></p> <p><i>Is this the river?</i></p> <p><i>Is the pen?</i></p> <p><i>Is this the bag?</i></p> <p><i>Is this the carrot?</i></p> <p><i>Is this family?</i></p>	<p><i>(points with finger) / Here</i></p> <p><i>(points at it) / Here / This one.</i></p> <p><i>puts the card in the right place.</i></p> <p><i>(points at it) / Here / This one.</i></p> <p><i>puts the card in the right place</i></p> <p><i>(points at it) / Here / This one.</i></p> <p><i>puts the card in the right place</i></p>

ILTEA Starters 103 Answer Booklet

Practice Speaking Interview Script (for the parent) 口試示範問題	Backup questions 備用問題	Sample answers 示範回答
<p><i>Put away the picture cards.</i> (收起物品卡)</p> <p><i>Put away the scene card.</i> (收起情境卡)</p>	<p><i>Now, {name}, what's this?</i> <i>How many fish are there?</i> <i>What colour are they?</i></p> <p><i>What is the monster doing?</i></p>	<p><i>Is it a ball?</i> <i>Are there four balls?</i> <i>Are they green?</i> <i>Is it fishing?</i></p> <p><i>(there are) 4 (balls)</i> <i>(they are) yellow and grey</i> <i>(it is) fishing.</i></p>
<p><i>Get out three picture cards: bike, snake, TV.</i> <i>Put each one on the table one at a time.</i> (拿出物品卡: 腳踏車、蛇、電視。一次分別放一張在桌上)</p>	<p><i>Now, {name}. What's this?</i> <i>Do you have a bike?</i> <i>What colour is your/this bike?</i></p> <p><i>{name}. What's this?</i> <i>Do you like snakes?</i> <i>What is your favourite animal?</i></p> <p><i>{name}. What's this?</i> <i>Do you watch television/TV?</i> <i>How many televisions/TVs do you have?</i></p> <p><i>Now, {name}, lets talk about your toys.</i></p>	<p><i>Is it a bike?</i> <i>Is it green?</i></p> <p><i>Is it a snake?</i> <i>Is it an elephant?</i> <i>Is it a television?</i></p> <p><i>Do you have 2 TVs?</i></p> <p><i>A bike.</i> <i>Yes / No</i> <i>(My bike is) green</i></p> <p><i>(it's a) snake</i> <i>Yes / No</i> <i>(My favourite animal is) an elephant</i> <i>Television</i> <i>Yes/No</i> <i>(I have) two.</i></p>
<p><i>Put away the picture cards.</i> (收起物品卡)</p>	<p><i>{name}, what is your best toy?</i> <i>What colour is it?</i> <i>How old is your toy?</i></p> <p><i>Ok, thank you {name}. Good bye.</i></p>	<p><i>Is it a car?</i> <i>Is it purple?</i> <i>Is it two years old?</i></p> <p><i>(It's a)(My best toy is) a car</i> <i>(It's) purple..</i> <i>(It's) two years old.</i></p>

****模擬試題本中所附之 Scene Card 和 Object Card 是為口試範例教具****