

Grade 6

Elementary Stage

Speak UP



Jeremy Walenn

Contents

Book map		3
Lesson 1	On the ball	4
Lesson 2	Season tickets	7
Lesson 3	It's history	10
Lesson 4	That's rich	13
Lesson 5	Watch on earth ...?	16
Lesson 6	In great shape	19
Lesson 7	Wild dreams	22
Lesson 8	Followers of fashion	25
Vocabulary builder		28
Tapescript		30

Book map

Grade
6

Lesson title and theme

Functions and language

1 On the ball Sport

- Expressing preferences
- Expressing necessity
- Expressing obligation
- Expressing purpose
- **Adverbs of manner:** *badly, fast, hard, regularly*
- **Modals to express obligation and necessity:** *have to, must, need*

2 Season tickets Travel

- Making comparisons
- Expressing frequency
- Giving reasons
- **Time expressions:** *in July, in the winter*
- **Comparative and superlative adjectives:** *colder, the wettest*
- **Gerunds:** *sunbathing, swimming*
- *because*

3 It's history Past events and travel

- Describing past events
- Answering questions about details
- **Past continuous**
- *how much ...?*
- **Past simple**
- *how many ...?*

4 That's rich Money

- Talking about ability and skills
- Expressing probability
- **First conditional:** *If I'm successful, I'll be rich.*
- **Gerunds:** *good at + -ing*

5 What on earth ...? The environment

- Describing places
- Talking about probability and change
- Giving opinions
- Talking about obligation and necessity
- **First conditional:** *If we ban cars, the air will be cleaner.*
- **Modals of obligation and necessity:** *have to, must, need*

6 In great shape Health

- Expressing necessity
- Giving opinions
- *have to / don't have to; must / mustn't; need / don't need*


7 Wild dreams Animals

- Describing animals
- Asking open-ended questions
- Responding to requests for clarification
- **Expressions of quantity:** *much / many, more / less, few / little, less*

8 Followers of fashion Fashion and shopping

- Describing what people wear
- Expressing frequency
- **Adverbs of frequency:** *never, occasionally, sometimes, often, usually, always*
- **First conditional**

On the ball

Theme *Sport*



- 1 A Look at the pictures. Match the words in the box to each picture.

Picture A – basket

Picture B – net

basket referee dribble net penalty
racket serve set singles team umpire

B Listen and compare. Practice saying the words.  1

- 2 Add three more words to each list. Find words that fit both pictures. Compare your answers with the rest of the class.
- 3   Work with a partner. Ask and tell your partner why the players like their sports and what they want to do.
Student A: Read about tennis.
Student B: Read about basketball.

The tennis player wants to serve better.

The basketball player enjoys celebrating with the team when they win.

READERS TELL US ABOUT THEIR FAVORITE SPORTS

TENNIS

"I belong to a tennis club. I prefer to play singles because I like to do things on my own. If I lose, it's my fault, but if I win I know I did it all by myself, and that's a great feeling. I practice every day. I want to improve my serve, because a good serve will often win the match."

HELEN

BASKETBALL

"I belong to my local basketball club, and I enjoy being part of a team. If we lose, we share the disappointment and it's not so bad. If we win, we celebrate together and it's more fun. We train very hard. We want to be top of the league."

JOHN

- 4 Read the rules below and match them to the correct sport in the box.

a) soccer b) tennis c) basketball

- 1 You must stand behind the baseline when you serve.
- 2 You mustn't touch the ball with your feet.
- 3 You mustn't tackle a player who is not holding the ball.
- 4 You must be in your own half of the pitch for the kick-off.
- 5 You must keep your hands above your head when you throw the ball in.
- 6 You mustn't touch the net when you volley the ball.

- 5 🗣️ 👤 Work with a partner. Think of three rules for sports you enjoy. Tell the class what the rules are and ask them to guess which sports they refer to.

- 6 🗣️ 👤 Work with a partner. Ask and tell your partner what you need to do well in a sport you play.

7 **A** Read the extract from the magazine **Sport**.

What is it about?

To be a good football player,
you need to run fast.

B Read the extract again and correct these false sentences.

- 1 Miami Heat play basketball very badly.
- 2 They are a weak team.
- 3 Their coach, Pat Riley, thinks they will win the championship easily.
- 4 He wants them to stop trying hard to be the best team.

THE HEAT IS ON

The **Chicago Bulls** and the **Los Angeles Lakers** are not the only teams who can win the National Basketball Association Championship. Down in Florida, **Miami Heat** is looking good. They can be very dangerous. The reason? The coach, Pat Riley. He's got everyone thinking big thoughts of winning the championship. And the word from Pat himself? "We have something good going, but you're not a player until you're the best player. And you're not a team until you're the best team. Until you're the team that wins the title, you never stop trying."

8 Listen to a sports coach.  2

Notice how he uses stress and intonation to encourage the team. Practice saying the phrases in the same way.

General conversation

This is not a subject for general conversation.

Your topic

Possible title
of topic:

A sport I enjoy

Possible points for discussion

- What it is and reasons why I enjoy it
- How I started to play this sport
- Differences between playing and watching
- The equipment I need and its purpose
- How good I am at this sport
- What I hope to do in the future