


Explore the English World Step by Step

READY, GO!

2



STUDENT'S BOOK

LiveABC

First Choice in Digital Language Learning

Contents

	Scope & Sequence	04
Unit 1	On the Street	06
Unit 2	Mini Town	12
Unit 3	Trick or Treat	18
Unit 4	Let's Move	24
More to Learn 1	Blue Submarine	30
Review 1	34
Unit 5	Special Olympics	36
Unit 6	Make Some Salad	42
Unit 7	Animal World	48
Unit 8	Welcome! My Friends	54
More to Learn 2	Time for Fun	60
Review 2	64
	Fun Project	66
	Word List	68

Scope & Sequence

TITLES	MAIN SENTENCES	VOCABULARY	PHONICS	FUNCTIONS
Unit 1 On the Street	There is a man next to the girl. There is not a child behind the boy. There are five men in front of a picture. There are not five women in front of a picture.	boy man child behind boys men children girl woman person next to girls women people	h, w	<ul style="list-style-type: none"> Talking about people Using irregular plurals
Unit 2 Mini Town	Is there a department store? Yes, there is. Is there a bakery? No, there is not. Are there nineteen balls? Yes, there are. Are there twenty dolls? No, there are not.	bookstore bakery supermarket toy store movie theater department store eleven thirteen fifteen seventeen nineteen twelve fourteen sixteen eighteen twenty	k, qu, x	<ul style="list-style-type: none"> Describing places Saying numbers 11-20 Asking questions about amounts
Unit 3 Trick or Treat	How many pies are there? There is one pie. How many cookies are there? There are twenty-two cookies. These are lollipops. These are not chocolate bars. Those are jelly beans. Those are not jellies.	twenty-one twenty-three twenty-five twenty-seven twenty-nine twenty-two twenty-four twenty-six twenty-eight thirty lollipop(s) jelly bean(s) chocolate bar(s) jelly / jellies	Short a	<ul style="list-style-type: none"> Asking and answering about quantities Saying numbers 21-30 Using plural nouns
Unit 4 Let's Move	Let's clap our hands. Please put your hands up. Don't watch TV. Let's read a book.	stand up sit down turn around clap your hands put your hands up / down play a video game sing a song read a book watch TV play with a yo-yo draw a picture	Short e	<ul style="list-style-type: none"> Giving commands Using imperative sentences Expressing what someone does
More to Learn 1 Blue Submarine	What are these? These / They are jellyfish. What are those? Those / They are sea turtles.	seahorse(s) octopus(es) starfish sea turtle(s) fish jellyfish	h, w k, qu, x Short a Short e	<ul style="list-style-type: none"> Knowing sea animals


TITLES	MAIN SENTENCES	VOCABULARY	PHONICS	FUNCTIONS
Unit 5 Special Olympics	I can swim. I can't swim. We can run. We can't run. Can dolphins play with a ball? Yes, they can. Can monkeys fly? No, they can't.	run walk swim dolphin(s) monkey(s) bird(s) speak play with a ball jump climb dance parrot(s) rabbit(s) fly	Short i	<ul style="list-style-type: none"> Talking about animals' abilities Describing what animals can do and can't do
Unit 6 Make Some Salad	Are there any beans in the supermarket? Yes, there are some beans in the supermarket. Are there any pumpkins in the supermarket? No, there are not any pumpkins in the supermarket. Is there any beef in the kitchen? Yes, there is some beef in the kitchen. Is there any chicken in the kitchen? No, there is not any chicken in the kitchen.	bean(s) onion(s) carrot(s) pumpkin(s) potato(es) tomato(es) beef pork chicken ham bacon	Short o	<ul style="list-style-type: none"> Specifying vegetables and meat Identifying countable and uncountable nouns Knowing the usage of "any" and "some"
Unit 7 Animal World	I like elephants. I don't like crocodiles. We like giraffes. We don't like hippos. She likes rabbits. He doesn't like dogs.	hippo(s) goat(s) elephant(s) zebra(s) cat(s) snake(s) tiger(s) lion(s) giraffe(s) crocodile(s) dog(s) mouse / mice	Short u	<ul style="list-style-type: none"> Talking about animals Saying what someone likes or dislikes
Unit 8 Welcome! My Friends	I have a big mouth. I don't have two blue eyes. We have big ears. We don't have white teeth. She has long arms. He doesn't have long legs.	eye(s) face tooth / teeth head arm(s) hand(s) nose ear(s) mouth body leg(s) foot / feet	Short i Short o Short u	<ul style="list-style-type: none"> Describing appearances Identifying body parts Knowing singular and plural forms
More to Learn 2 Time for Fun	What can you do? I can fly a kite. What can she do? She can ride a bike.	fly a kite ride a bike listen to music jump rope	Reviewing consonants and short vowels	<ul style="list-style-type: none"> Describing actions with objects

On the Street

1 SAY FOR FUN



It is a small town.
 Look! There is an old man next to the girl.
 There is a woman behind the child.



a. Showtime



There is a **man** next to the **girl**.
 There is not a **child** behind the **boy**.



There is = There's ; is not = isn't

b. Vocabulary



boy



girl



man



woman



child



person



behind



next to

2 PHONICS FOR FUN



h



harp



hat



house

w



well



wind



wolf

3 TRY IT

a. Listen and circle.



b. Listen and write the beginning sound.









4 LEARN FOR FUN

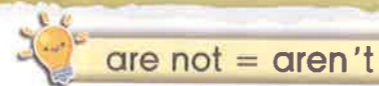


There are five men in front of a picture. A thin man is between two chubby men.

a. Showtime



There are five **men** in front of a picture.
There are not five **women** in front of a picture.



b. Vocabulary



5 PLAY FOR FUN

Find the Picture



There is a girl in the picture.

It is Picture 1.



6 SING FOR FUN



People Around Us

Man and woman,
Boys and girls,
How many men can you find?
Ten men, ten men,
There are ten men under the tree.

Man and woman,
Boys and girls,
How many girls can you find?
Twenty girls, twenty girls,
There are twenty girls in the garden.



STORY TIME

2

LiveABC

First Choice in Digital Language Learning

Contents

Story 1	A Country Boy	04
Story 2	Cookie Jar	06
Story 3	Come and Play!	08
Story 4	Please Be Quiet!	10
Story 5	The Blue Concert	12
Story 6	My Friend, Tim	14
Story 7	Beautiful Rabbit	16
Story 8	Jungle Boy	18
Story 9	Snow White	20
Story 10	The Sword in the Stone	22
	Word List	24

A Country Boy



1



There is a boy. He is in the country with his grandparents. He is not happy.

2

He goes to the city. There are many people on the streets. They have no time.



3



The boy is sad and goes home. Country life is good. He is happy now.



VOCABULARY



country



city



street



time

TRY IT

a. Read and draw O or X.

- () 1. The boy is in the city with his grandparents.
- () 2. There are many people in the country.
- () 3. The boy likes country life now.

b. Read, look, and match.

- 1. There is a boy behind a woman.
- 2. There are two people in the country.
- 3. The boy is happy in the country.





